

# MORE SAFETY MORE FUN

MARKINGS FOR GAMES, SPORTS, AND CREATIVE DESIGNS







# LEARNING THROUGH PLAY

Playgrounds and schoolyards are key spaces for movement, learning, and social development. Through play and physical activity, children not only improve their coordination and creativity, but also develop essential social skills such as conflict resolution, communica-

tion, and teamwork. These abilities are crucial for their overall development. Whether at school or on a public playground, both are important outdoor learning environments. With the help of interactive markings, children playfully

explore numbers, shapes, and letters as they move and engage with each other. In this way, outdoor areas become vibrant learning spaces that promote both physical and cognitive development.

Schoolyards and public playgrounds place special demands on surface marking systems. That's why SWARCO Road Marking Systems develops tailor-made solutions that can be customized to transform outdoor areas into vibrant spaces for movement, learning, and play. We offer a wide range of solutions designed to meet the diverse needs of schools, municipalities, and public institutions.

Whether for classic hopscotch games, interactive learning zones, or athletic activities – our markings create playful environments that promote both learning and physical activity.

1

SWARCO PREFORMED

A close-up view of children's feet jumping over a colorful hopscotch grid painted on asphalt. The grid consists of numbered squares in red, yellow, and blue.

PAGE 4

2

LIQUID DESIGN MARKINGS

A vibrant rainbow-colored liquid design marking applied to a paved path, creating a series of curved, overlapping bands of red, orange, yellow, green, and blue.

PAGE 22

3

SPORTSGROUND MARKINGS

A wide-angle view of a red running track with white lane markings, curving around a green field.

PAGE 26

*Customised & durable marking solutions from  
SWARCO Road Marking Systems*



# 01 SWARCO PREFORMED

SWARCO PREFORMED's colourful ground markings catch the eye everywhere – whether as a line maze on the playground or a number spiral in the schoolyard. Choose from a wide variety of shapes and colours to bring your ideas to life on the ground. These vibrant markings especially encourage movement, creativity, and social interaction.



## VERSATILE, SIMPLE AND SAFE

With SWARCO PREFORMED Playground, you can bring colour, movement and learning fun to any surface. Our versatile range includes creative hopscotch games, dynamic courses, educational number grids, and exciting traffic-themed play areas.

Thanks to customised design options, all elements can be adapted precisely to your requirements and the respective environment - whether school playground, kindergarten, park or public space. The preformed markings are not only visually appealing, but also particularly durable, non-slip and safe - ideal for the everyday use by children.



### PROPERTIES

The markings are supplied ready to lay, have a layer thickness of 3 millimetres and are ready for use immediately after application.



### VARIETY OF COLOURS

The standardised colour palette includes over 20 vibrant shades - customer-specific colour variants are also available on request.



### APPLICATION

Installation is quick and easy, without any special equipment. Thanks to their durability, these markings are a particularly economical solution.



### SAFETY

The materials are VOC-free and contain no heavy metals. A slip resistance certificate is available on request.



# GAMES THAT MOVE

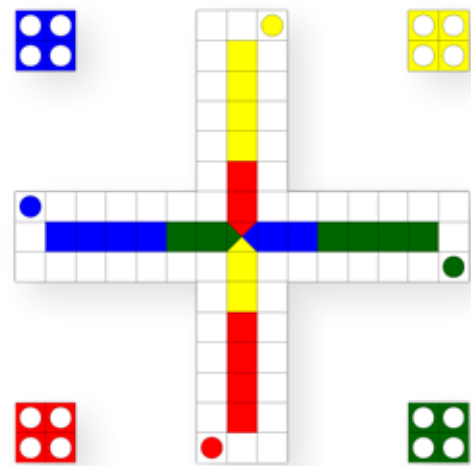
Game-inspired markings turn dull surfaces into lively play areas. They support motor skill development, spark imagination, and encourage creative, playful learning.

A popular choice: classic board games like Ludo, Chess, or Twister can be brought to life in oversized versions directly on the ground – perfect for schoolyards, playgrounds, or public spaces. This transforms traditional fun into an interactive outdoor group experience.

Whether using standard designs or custom-made to suit your ideas – with SWARCO PREFORMED's durable game markings, any surface becomes a playground full of possibilities!



6



## LUDO

Each player has four game pieces and must move them from the starting area to the finish.


- The game is played with a single die. Rolling a six allows a player to bring a piece into play and roll again.
- Pieces move clockwise around the board according to the number rolled.
- If a piece lands on a space occupied by an opponent, the opponent's piece is sent back to the starting area.
- The winner is the first player to get all four pieces safely to the finish.



## MIRROR ME

Players take turns stepping on coloured spaces to create a pattern.

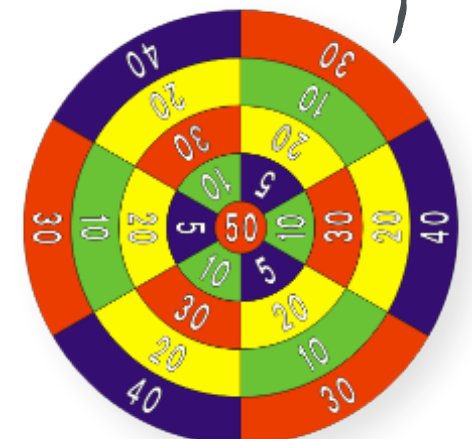
- The other player must mirror the pattern exactly using their "mirror foot."
- If the pattern is copied incorrectly, the turn switches.
- The winner is the player who correctly mirrors the most patterns.



## TWISTER

The playing field is made up of colourful circles (e.g., red, blue, yellow, green).

- A game leader calls out random instructions like: "Right hand on yellow" or "Left foot on blue."
- Players place the named body part on a matching circle. Anyone who falls or touches the ground with another body part is out.
- The last player still standing wins!



## TARGET DISC

The aim of the game is to score as many points as possible with a ball, bag or similar throwing object.

- The players line up on a throwing line and the first player throws the object onto the target.
- Depending on which field it lands in, you get the corresponding number of points.
- Whoever has the most points after a set number of throws wins.

7



# TIC TAC TOE

The aim of the game is to be the first to place three of your own characters in a row - horizontally, vertically or diagonally.

- One player chooses the character X, the other O.
- The players take it in turns to place their character in an empty space.
- The first player to have three characters in a continuous row wins.
- If the playing field is full and no row has been formed, the game ends in a draw.

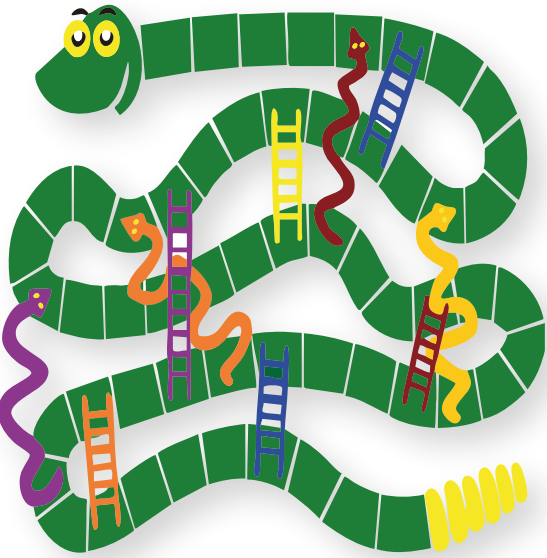


# LADDERS AND SNAKES

The aim of the game is to be the first to reach the finish field.

- The game is played with a dice. The players move their figure across the squares in ascending order according to the number rolled.
- If a piece lands on the bottom of a ladder, it may move to the top square of the ladder.
- If a figure lands on the head of a snake, it must return to the lower end of the snake.
- The winner is the first player to reach the last square exactly. If the number of points is too high, the player remains standing.

**Optional:** The children can be the game pieces themselves and jump across the large playing field.




# CHESSBOARD

In addition to classic chess, many other game variants can also be played on a chessboard.

- Pawn chess: Each player has only eight pawns - whoever gets a pawn to the opponent's back rank first wins.
- Mini chess: The game is played with just a few pieces, e.g. a king and a few pawns - ideal for practising.
- Chess with dice: A dice determines which piece may be moved - luck and tactics are mixed.

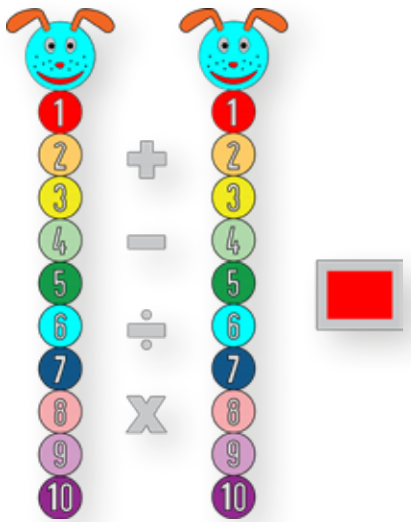
The chessboard is therefore not only suitable for professionals, but also for creative game ideas - for children of all ages.



# CATERPILLARS

The aim of the game is to solve as many correct maths problems as possible.

- A calculation type is selected: Addition, subtraction, multiplication or division.
- The players choose one number from each caterpillar.
- A problem is formed using the chosen mathematical symbol (e.g. 4 + 3).
- The solution is called out loud or placed in the solution field.
- One point is awarded for each correct answer.
- The player with the most points at the end is winning.






## ADDITIONAL NOTE

Our games are available in various sizes so that they can be optimally adapted to the specific requirements and spatial conditions of your project. The rules provided are intended as suggestions only and may be adjusted depending on the version or specific needs.



# FROM A TO Z TO SUCCESS

LETTERS AS FLOOR MARKINGS ARE NOT ONLY  
EDUCATIONAL, BUT ALSO ALLOW FOR INDIVIDUAL  
MESSAGES – COLOURFUL, DIVERSE, AND CREATIVE.



## Sample sizes

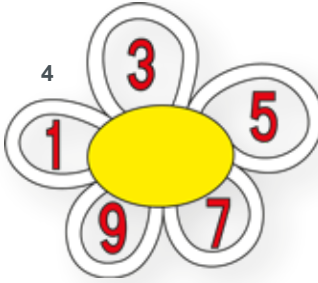

1 Alphabet fields	2400 × 3200 mm
2 Letters single large	150 - 5000 mm
3 Letters single small	150 - 5000 mm
4 Letter caterpillar	5500 × 2000 mm
5 Letter caterpillar	13000 × 3200 mm
6 Letter snail	Ø 2000 mm
7 Letter caterpillar	6200 × 5850 mm



# NUMBERS IN FOCUS



With our colourful number games, math becomes a truly active adventure. Spot numbers while jumping, use the number snake to playfully add and subtract – math has never been this much fun. And the best part? Lessons take place outdoors, in the fresh air. Active learning has never been so effective and entertaining.



## NUMBER SNAIL

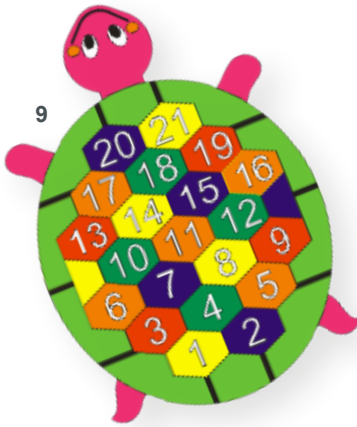

Use your imagination – children decide how they want to play.

### Example – Math:

One person calls out a math problem (e.g.,  $2+2$ ), and the others quickly jump to the correct number.

### Example – Quiz:


Ask knowledge-based questions like “How many legs does a dog have?” and find the matching number.



Sample sizes	
1 Individual numbers	150 - 5000 mm
2 Number caterpillar	4220 × 1625 mm
3 Hopscotch	1125 × 4000 mm
4 Number flower	1300 × 1100 mm
5 Number snail	Ø 3000 mm
6 Hopscotch frog	1200 × 3600 mm
7 Hopscotch pen	2450 × 4300 mm
8 Throwing game numbers	1055 × 1530 mm
9 Number turtle	1390 × 2000 mm



# TO INFINITY AND BEYOND...



- Sample sizes**
- 1 Number rocket
  - 2 Planets
  - 3 Compass








1960 × 3520 mm  
Ø 200 - 1200 mm  
3500 × 3500 mm



# ANIMAL ADVENTURES

Animals fascinate children – and as floor markings, they become fantastic play companions. Whether it's a giraffe, gecko, dolphin, or an entire zoo in the schoolyard: animal designs add movement to play and spark the imagination. At the same time, they support motor skills, language development, and early knowledge about the world of animals.

With bright colours, various sizes, and customizable designs, the markings can be adapted to any concept – turning playgrounds, kindergartens, and schoolyards into little worlds of adventure.



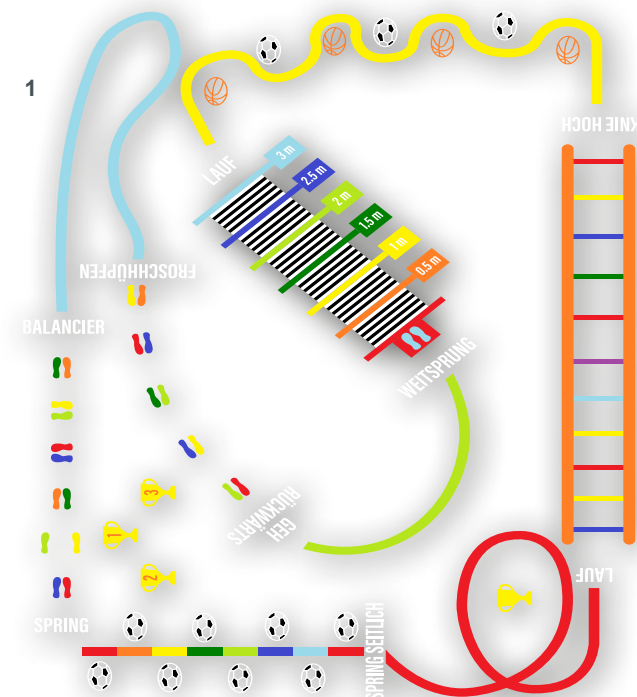
Sample sizes	
1 Gecko	460 × 500 mm
2 Dolphin	400 × 500 mm
3 Beaver	500 × 490 mm
4 Paws	200 × 150 mm
5 Duck	360 × 500 mm
6 Koala bear	430 × 500 mm
7 Brown bear	500 × 475 mm
8 Turtle	500 × 500 mm
9 Rabbit	510 × 500 mm
10 Duck	375 × 500 mm
11 Giraffe	455 × 700 mm
12 Snake	430 × 500 mm
13 Panda bear	375 × 500 mm



# MOVEMENT COURSES

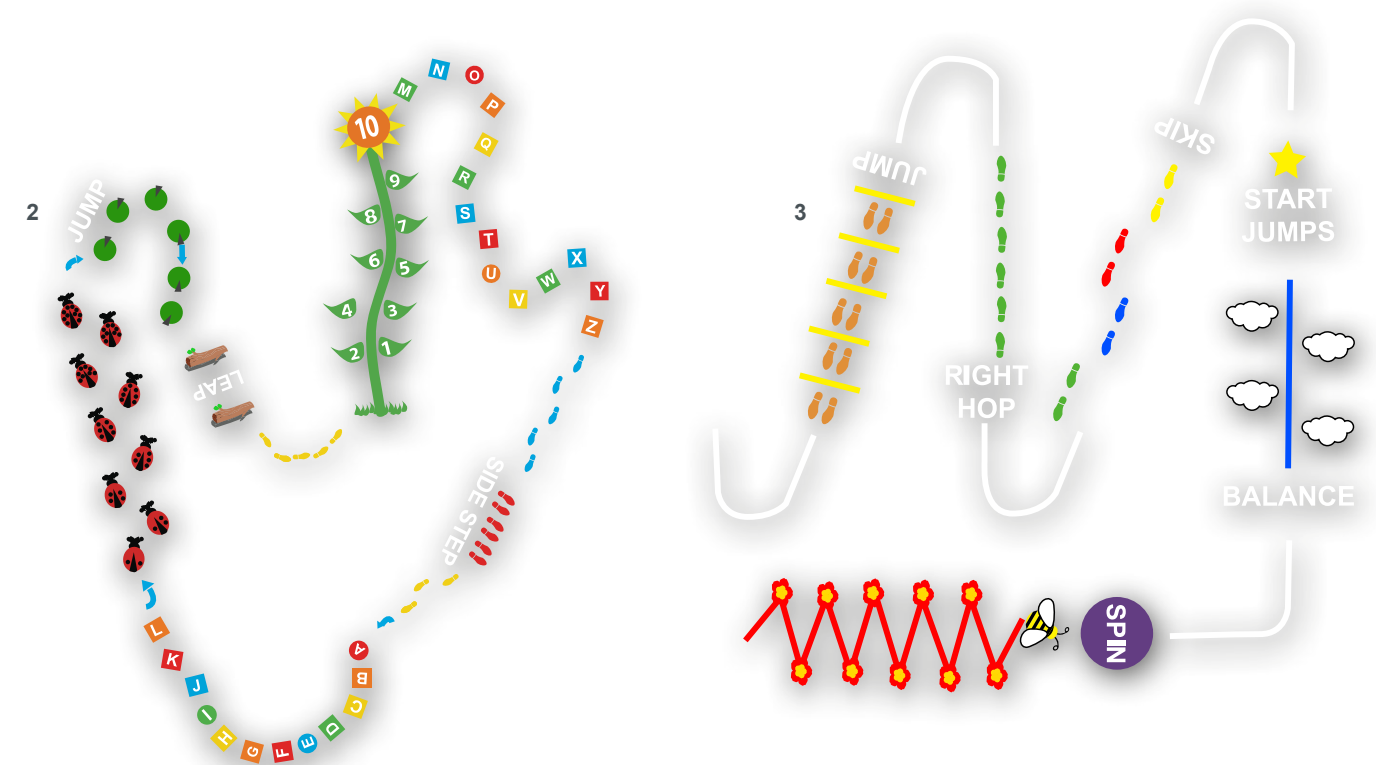
Every schoolyard is unique – and so is our flexible offering for courses. Whether you're combining individual elements or choosing a pre-designed movement course, our range offers a wide variety of playful stations, movement sequences, and creative designs.

Each course can be tailored to the age group, available space, and educational goals – making it a perfect fit for any setting.



- How It Works – Station by Station**  
Our sample course brings fun and movement to the schoolyard with simple, engaging activities:
- Jump from footprint to footprint – add a spin between steps to challenge coordination.
  - Balance along the line – a great way to train balance and concentration.
  - Frog jumps along the footprints – strengthens the legs and adds excitement.
  - Walk backwards along the line – a true challenge for body awareness and orientation.
  - Long jump with measurement scale – kids can instantly see how far they've jumped.
  - Run along the line – encourages rhythm and endurance.
  - Quick steps through the ladder – lift those knees high and avoid touching the lines.
  - Almost there! – one last run along the line.
  - Final jump from soccer ball to soccer ball – a fun finale for all who love to move!

Movement courses - choose from pre-made layouts or design your own.



Sample sizes	
1 Long jump course	6000 × 10000 mm
2 Sunflower course	6400 × 8200 mm
3 Bee course	5500 × 5500 mm



# SMART STEPS FOR TRAFFIC SAFETY

Learning how to navigate traffic safely is one of the most important life skills children should acquire early on. A street network on the schoolyard or playground offers an ideal way to teach basic traffic rules in a fun, age-appropriate, and lasting way.

With realistic ground markings – including roads, intersections, roundabouts,

and traffic signs like stop signs, yield rules, and crosswalks – the play area becomes a vibrant learning space that combines fun with safety.

Children can explore different traffic situations on bikes, scooters, or on foot, practicing how to behave correctly at intersections or pedestrian crossings. This helps them build confidence and

spatial awareness in real-world traffic environments.

We're happy to help you create a customized traffic education concept for your facility. Whether it's for a kindergarten, school, or public playground – we'll tailor the design to your available space and educational goals.

BY TEACHING CHILDREN THE RULES OF THE ROAD EARLY ON, WE LAY THE FOUNDATION FOR A SAFER AND MORE RESPONSIBLE TRAFFIC CULTURE – NOW AND IN THE FUTURE.





# LIQUID DESIGN MARKINGS

Liquid design markings offer a long-lasting, slip-resistant surface solution with high colour stability – fully customizable, machine-independent in application, and ideal for heavily used schoolyards and playgrounds.

The design possibilities are virtually endless: colours, shapes, and play elements can be tailored precisely to match your educational concepts or creative vision.

Whether you're enhancing small play zones or implementing large-scale themed layouts, liquid design markings provide a vibrant, weather-resistant, and secure way to upgrade outdoor areas.

Thanks to various product systems and application techniques, every surface can be designed for long-term use – with intense colours, reliable slip resistance, and outstanding durability. Design and texture are adapted exactly to your needs.

Our comprehensive product range opens up a world of creative potential, offering easy-to-apply, long-lasting solutions. It's a sustainable way to support active, safe, and engaging breaktime and play environments.



## INDIVIDUAL

Whether it's the surface, area size, or colour selection – the design is tailored precisely to your requirements, with a wide range of RAL Classic K5 colours to choose from.



## APPLICATION

The markings can be applied easily and flexibly – depending on the product, using a brush, roller, sprayer, or trowel, all without the need for complex machinery.



## SLIP-RESISTANT

Thanks to their high grip, liquid design markings provide safe play and movement areas.



## DURABILITY

Extremely resilient, weatherproof, and long-lasting – ideal for heavily used grounds in schoolyards and public areas.



# COLOURFUL IDEAS SAFE ENVIRONMENTS

LIMBOROUTE K815	INFORMATION  1-component paint, solvent-based, application with brush/sprayer	CHARACTERISTICS  Thin layer and resource-saving, skid resistant thanks to the spreading of anti-skid agent
ROLLER PLASTIC	2-component cold plastic (solvent-free), incl. grip agent*, application with trowel and roller	High skid resistance even without drop-on material, ideal for large areas
TEXTURED PLASTIC	2-component cold plastic (solvent-free), incl. grip agent*, application with trowel	Very high skid resistance, ideal for large areas with high loads
SWARCOPLAST D485	2-component cold plastic (solvent-free), incl. grip agent*, Application with trowel	Very high durability and skid resistance - perfect for areas subject to permanent heavy loads

*\*additional spreading of anti-skid agents can increase  
the slip resistance*



## ADDITIONAL NOTE

All our products can be applied without the use of machinery – ideal for easy, hassle-free use on schoolyards and playgrounds. Solvent-free options are especially recommended for schools with high standards for health and environmental protection.

**Safety First:** Slip resistance enhances safety for children.

### Colours that inspire imagination

Whether bold signal colours, harmonious natural tones, or playful colour palettes – our liquid marking systems offer nearly limitless design possibilities. This creates unique spaces that provide orientation, invite play, or simply spark joy.



### Easy to apply. Safe to use.

All markings can be applied manually using a sprayer, brush, trowel, and/or roller – perfect for on-site application. Quick curing and easy handling ensure smooth and efficient implementation, whether done in-house or by local professionals.



### Tailored solutions for every need

Every surface and project has its own unique requirements. Whether you need enhanced skid resistance, extreme durability, or creative custom solutions – we're happy to provide personal consultation and help you find the perfect solution for your project.







# 03 SPORTSGROUND MARKINGS

Whether it's sprinting, long jump, or relay races – precise sports field markings are essential for safe, fair, and rule-compliant physical education, as well as for school competitions and club events. They provide orientation, create structure on the field, and ensure consistent conditions – both in everyday school use and during official competitions.



## ORIENTATION

Clearly visible markings define the movement space, promote fairness, and support the enforcement of sports rules during lessons and events.



## WEATHERPROOF

Professional markings remain clearly visible in sun, rain, or frost – perfect for year-round outdoor use.



## DURABILITY

Once professionally applied, the markings stay functional and visually appealing for a long time – with no need for ongoing maintenance or complex repairs.



## VISIBILITY

Bright, high-opacity colours ensure that running and jumping zones are always clearly marked – a key factor in preventing accidents.

## CLEAR LINES FOR FAIR PLAY

On modern sports surfaces with elastic coatings, such as tartan tracks, markings must be precise, highly durable, and weather-resistant. To ensure lines remain visible and functional even after years of use, the right technique, suitable materials, and professional application are essential.

### 2-C SPORTS FIELD PAINT

#### INFORMATION

2-component paint  
solvent-based,  
application by airless and atom-  
iser technology

#### CHARACTERISTICS

Very good adhesion and durability,  
high opacity and luminosity as well as high  
tear resistance



# SHOWING THE WAY, WORLDWIDE

**SWARCO** | The Better Way. Every Day.

In 1969 we started out with the manufacture of tiny reflective glass beads. Today we have grown into the world's largest systems provider for road markings. Making roads safer and saving lives on a daily basis. Our high quality products and services, safely direct traffic flow from A to B, every day and night. On all roads, in any weather, and all from SWARCO.

We prepare for the future, by fusing knowledge with innovation at our Competence Center for Glass Technology and Marking Systems. So, even with smart and autonomous driving, we continue to blaze the trail of premium road markings to the world. Jump in and drive with us; we will be happy to help you find your ideal road marking solutions.

[www.swarco.com/rms](http://www.swarco.com/rms)



Visit digital version



## IMPRINT

Responsible for content: SWARCO Road Marking Systems,  
[www.swarco.com/rms](http://www.swarco.com/rms) | Print: Druckwerkstatt Handels GmbH  
Subject to change without notice. No liability for errors or misprints.

© 08/2025 SWARCO